

Course 1 Online Textbook Preview

1. Log in with the following information:

Username: parcels1 Password: u8e7v

2. Click on "Go to the Online Textbook".
3. Select "Chapter 1: Whole Numbers and Patterns" in the upper left-hand corner on the drop down menu.
4. Click on "Lesson 1-3: Exponents" from the drop down menu.
5. Click "GO".

My Subscriptions

Go to **ACTIVATE PRODUCTS** to easily find and to activate the products you want to use in one or more of your classes.


[Go to the Online Textbook](#)

Holt Mathematics Course 1 ©2007



Holt Mathematics Course 2 ©2007

[Go to the Online Textbook](#)



6. Watch any one of the videos and **WRITE THE EXAMPLES YOU SEE BELOW**. If you don't have headphones, you can put on CC (English) to see the words as Professor Burger speaks.
7. Click on Example 1,2 or 3 under "Lesson Tutorial Videos" to watch the video.

1-3

Exponents

Learn to represent numbers by using exponents.

Vocabulary
exponent

Since 1906, the height of Mount Vesuvius in Italy has increased by 7^3 feet. How many feet is this?

The number 7^3 is written with an exponent. An **exponent** tells how many times a number is multiplied by itself.



Enlarged Book Page

- Spanish
- English

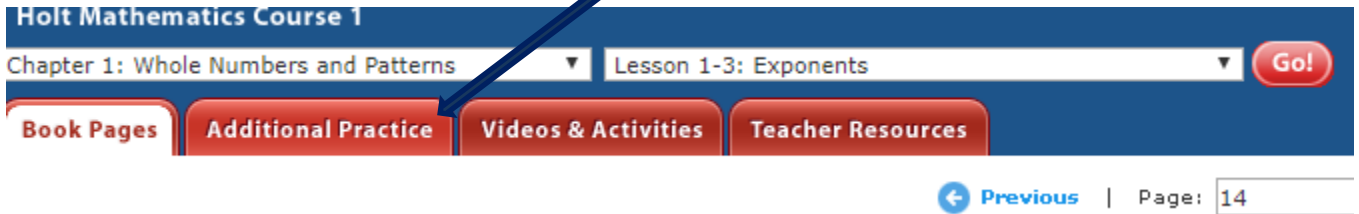
Lesson Tutorial Videos

- Example 1
- Example 2
- Example 3

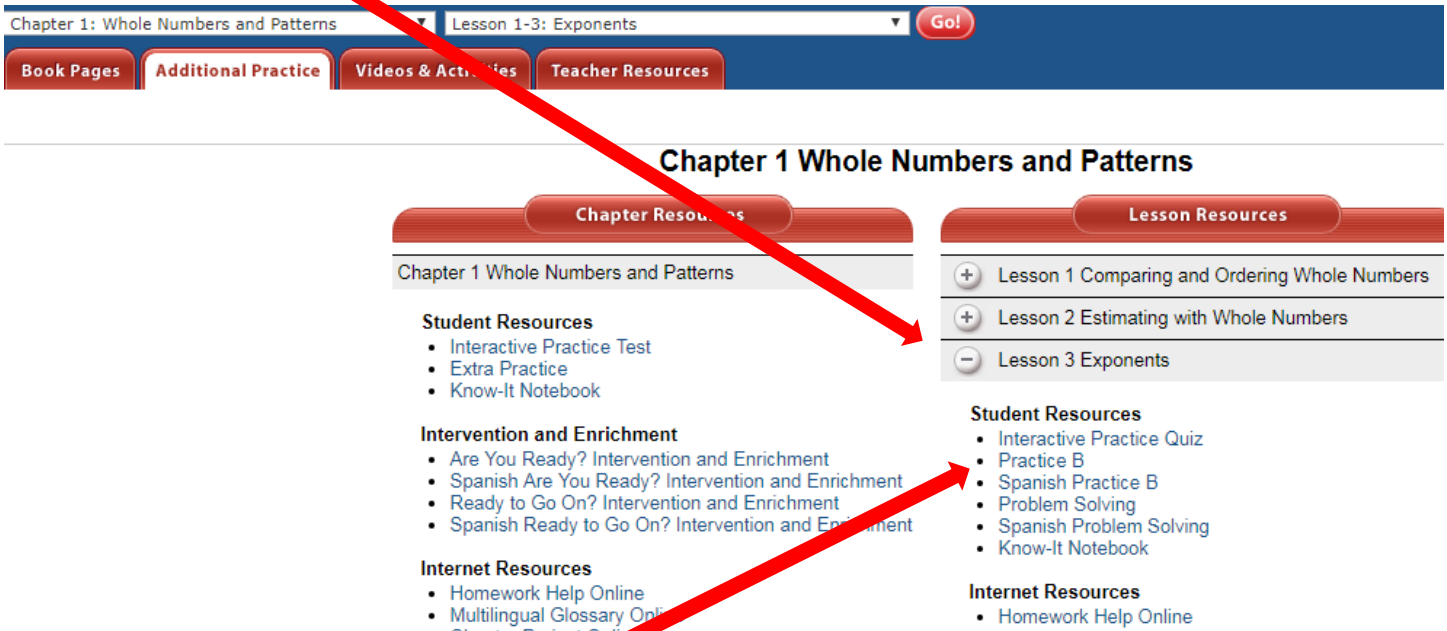
Write examples here:



8. Click on the "Additional Practice" Tab.



9. Click on "Lesson 3".

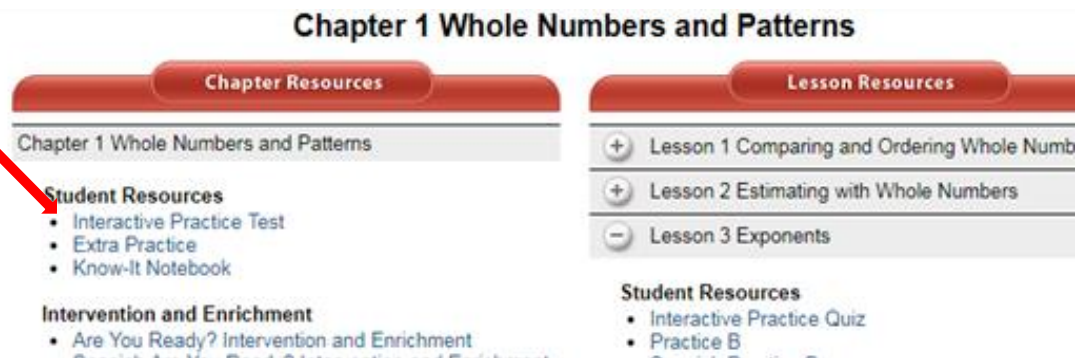


10. Click on the "Interactive Quiz" and answers all the problems.

Write the quiz problems and answers here:

1. _____ 2. _____ 3. _____ 4. _____ 5. _____

11. Click on "Interactive Practice Test". Answer as many questions as you can.



Record your scores here.

Interactive Practice Quiz score: _____ Interactive Practice Test score: _____

12. Click on "Extra Practice". Do the problems below.

Chapter 1 Whole Numbers and Patterns

Chapter Resources	Lesson Resources
Chapter 1 Whole Numbers and Patterns	<input type="checkbox"/> Lesson 1 Comparing and Ordering Whole Numbers
Student Resources <ul style="list-style-type: none">Interactive Practice TestExtra PracticeKnow-It Notebook	<input type="checkbox"/> Lesson 2 Estimating with Whole Numbers
Intervention and Enrichment <ul style="list-style-type: none">Are You Ready? Intervention and Enrichment	<input type="checkbox"/> Lesson 3 Exponents
	Student Resources <ul style="list-style-type: none">Interactive Practice QuizPractice B

Skip the first 16 problems. Start by answering #17 below.

17) _____

24) _____

18) _____

25) _____

19) _____

26) _____

20) _____

27) _____

21) _____

28) _____

22) _____

29) _____

23) _____

30) _____



Turn over

Take some time to preview other parts of this website. List three other things that you learned that would be useful to you throughout the school year in math.

1. _____

2. _____

3. _____

Name two things you like about the website.

1. _____

2. _____
