


Addressing Learning Loss in the GPPSS

A presentation to the Board of Education
October 10, 2022





Strategic Plan

Cultivate **Educational Excellence** By...

- “Ensure that students of all abilities are offered consistent and systemic support needed to reach their potential.”
- “Utilize formative and summative assessment to provide descriptive feedback for deeper student understanding.”
- “Sustained learning in evidence/research based strategies.”
- “Establish and promote a culture of physical and mental wellness.”



National Learning Loss Takeaways

- NWEA - National Data Spring 2019 compared to Spring 2021
 - Decreases in both Math and Reading
 - Amounts varied by subject
 - As large as 6 percentile points in Reading and 12 percentile points in Math
 - High Poverty Schools and schools with more Black and Hispanic students saw decreases near double these amounts.



National Learning Loss vs GPPSS - Context

NWEA Data Spring 2019 Compared to Spring 2021 Percentile Points - Math & Reading By Grade Level

| | 2019 Math | 2021 Math | 2022 Math | 2019 Read | 2021 Read | 2022 Read | | | 2019 Math | 2021 Math | 2022 Math | 2019 Read | 2021 Read | 2022 Read |
|---|---------------|---------------|---------------|---------------|---------------|---------------|--|-----|---------------|---------------|---------------|---------------|---------------|---------------|
| <ul style="list-style-type: none"> NWEA study excluded student tested in grades K-2 <ul style="list-style-type: none"> Due to inconsistencies observed in achievement trends for younger students Observed trends in grade 1-2 similar to 3-8 Data in Kindergarten less consistent | | | | | | | | 5th | 54- 60 | 42- 61 | NA- 67 | 56- 65 | 51- 61 | NA- 63 |
| | | | | | | | | 6th | 52- 57 | 43- 56 | NA- 59 | 55- 64 | 51- 62 | NA- 61 |
| | | | | | | | | 7th | 55- 61 | 46- 59 | NA- 59 | 55- 65 | 52- 68 | NA- 62 |
| 3rd | 55- 64 | 43- 61 | NA- 64 | 57- 66 | 51- 68 | NA- 68 | | 8th | 55- 65 | 47- 61 | NA- 57 | 55- 66 | 51- 65 | NA- 61 |
| 4th | 55- 61 | 44- 64 | NA- 68 | 57- 62 | 52- 67 | NA- 65 | | | | | | | | |

- Small number denotes national norm, large/bold number denotes GPPSS norm
- Note: Did not test in Spring 2020 due to statewide shutdown



National Learning Loss vs GPPSS - Context

NWEA Data Spring 2019 Compared to Spring 2021 Percentile Points - Math & Reading By Grade Level

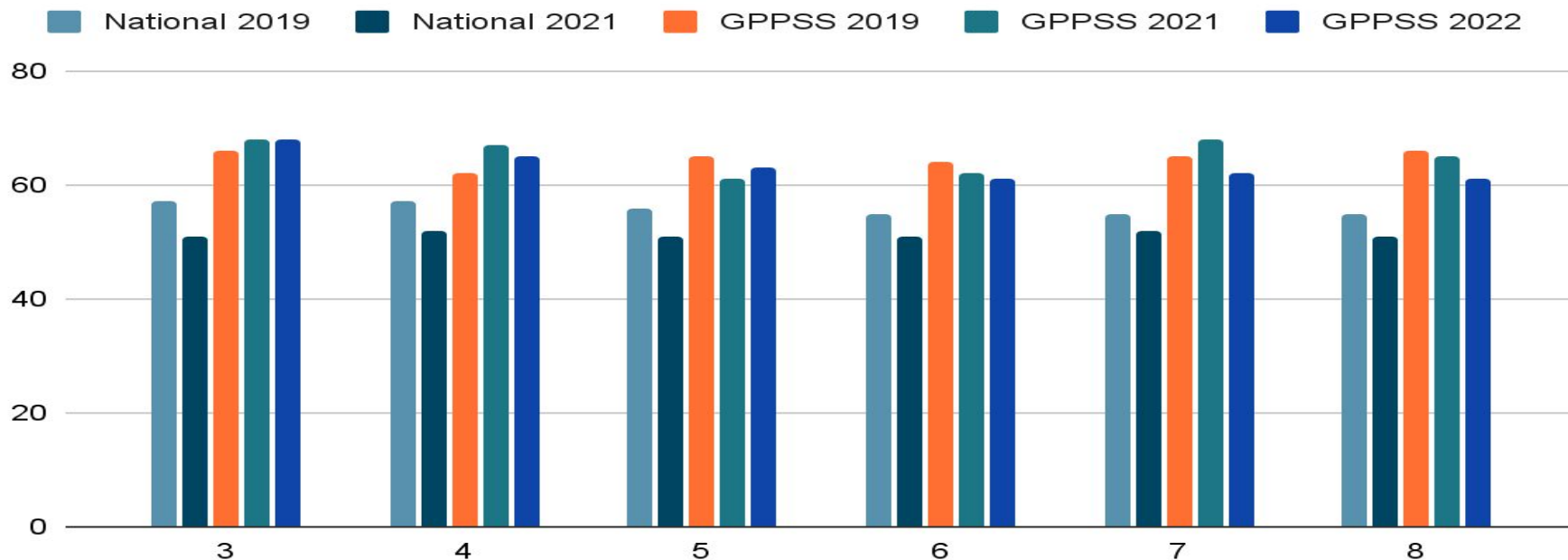
| | 2019 Math | 2021 Math | 2022 Math | 2019 Read | 2021 Read | 2022 Read | | | 2019 Math | 2021 Math | 2022 Math | 2019 Read | 2021 Read | 2022 Read |
|---|---------------|--------------|--------------|---------------|--------------|--------------|--|-----|---------------|--------------|--------------|---------------|--------------|--------------|
| <ul style="list-style-type: none"> NWEA study excluded student tested in grades K-2 <ul style="list-style-type: none"> Due to inconsistencies observed in achievement trends for younger students Observed trends in grade 1-2 similar to 3-8 Data in Kindergarten less consistent | | | | | | | | 5th | 54- 60 | -12 +1 | NA +7 | 56- 65 | -5 -4 | NA -2 |
| | | | | | | | | 6th | 52- 57 | -9 -1 | NA +2 | 55- 64 | -4 -2 | NA -3 |
| | | | | | | | | 7th | 55- 61 | -9 -2 | NA -2 | 55- 65 | -3 +3 | NA -3 |
| 3rd | 55- 64 | -12 -3 | NA-0 | 57- 66 | -6 +2 | NA +2 | | 8th | 55- 65 | -8 -4 | NA -8 | 55- 66 | -4 -1 | NA -5 |
| 4th | 55- 61 | -11 +3 | NA +7 | 57- 62 | -5 +5 | NA +3 | | | | | | | | |

- Small number denotes national norm, large/bold number denotes GPPSS norm
- Note: Did not test in Spring 2020 due to statewide shutdown



Learning Loss - Comparison

Reading Learning Loss - National vs GPPSS

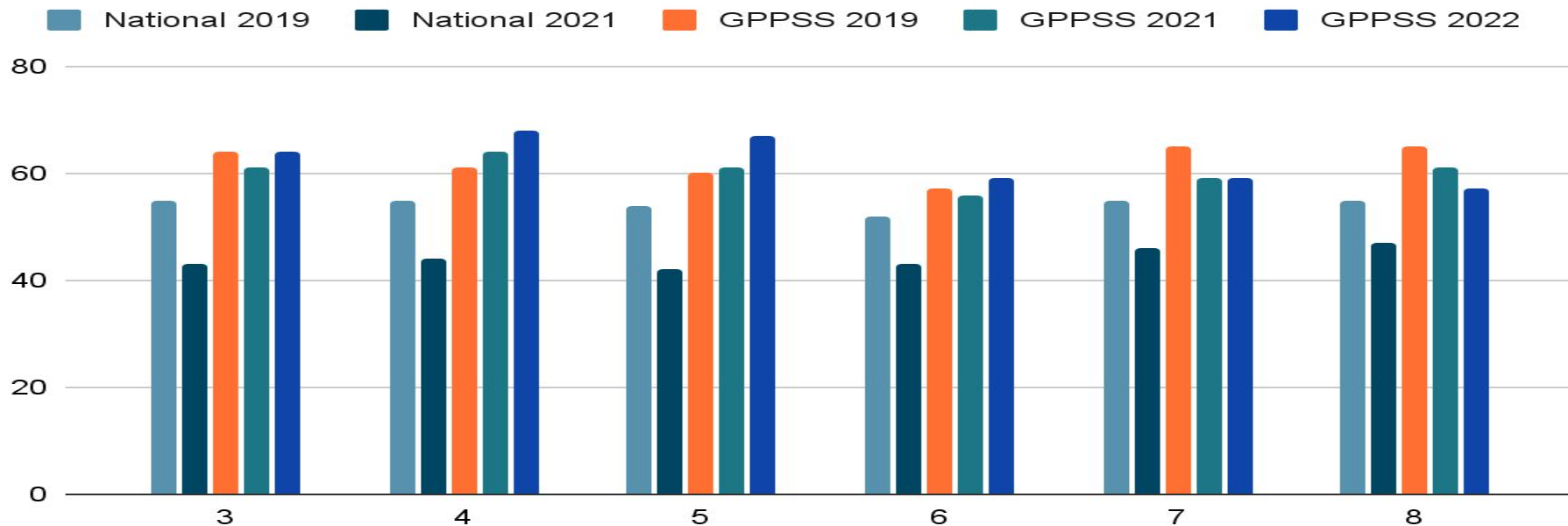


Note: Did not test in Spring 2020 due to statewide shutdown



Learning Loss - Comparison

Math Learning Loss - National vs GPPSS



Note: Did not test in Spring 2020 due to statewide shutdown



GP Learning Loss - Context

Grosse Pointe - NWEA Data Spring 2019 Compared to Spring 2022 Percentile Points - Math & Reading By Grade Level

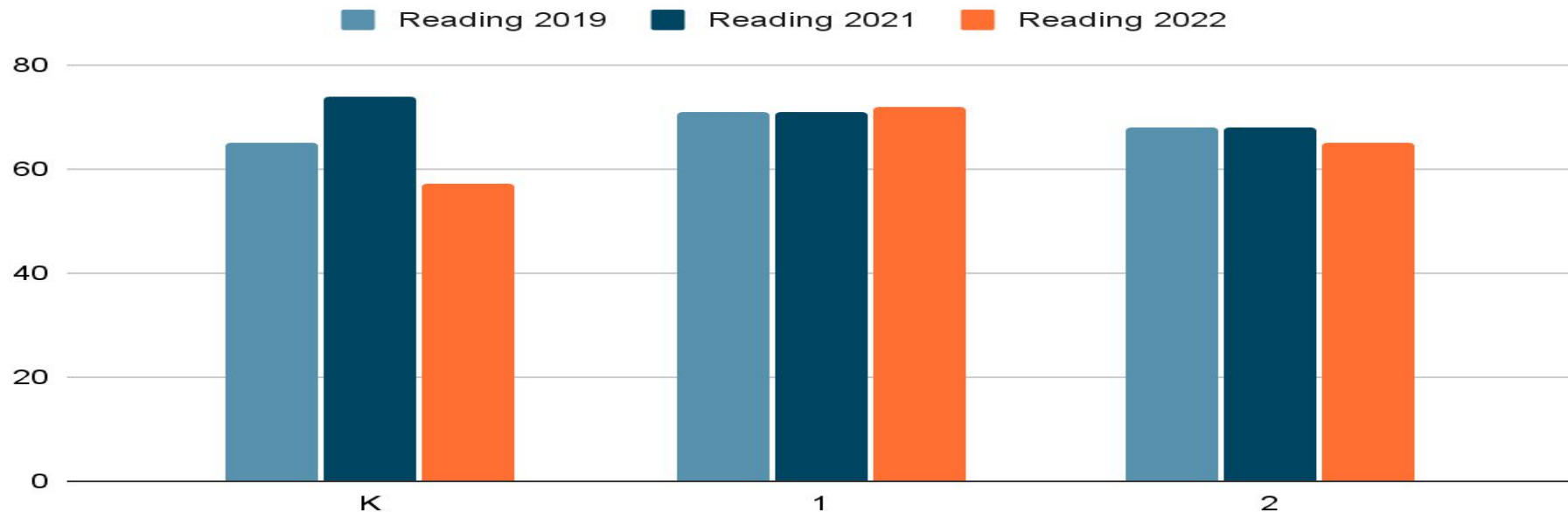
| | 2019 Math | 2021 Math | 2022 Math | 2019 Read | 2021 Read | 2022 Read | | | 2019 Math | 2021 Math | 2022 Math | 2019 Read | 2021 Read | 2022 Read |
|-----|--------------|--------------|--------------|--------------|--------------|--------------|--|-----|--------------|--------------|--------------|--------------|--------------|--------------|
| K | 67 | 74 | 61* | 65 | 74 | 57 | | K | 67 | +7 | -5* | 65 | +9 | -8 |
| 1st | 71 | 69 | 75 | 71 | 71 | 72 | | 1st | 71 | -2 | +4 | 71 | 0 | +1 |
| 2nd | 74 | 68 | 68 | 69 | 68 | 65 | | 2nd | 74 | -6 | -6 | 69 | -1 | -4 |
| | | | | | | | | | | | | | | |

- Note: Did not test in Spring 2020 due to statewide shutdown



Learning Loss - Comparison

K-2 GPPSS learning loss results

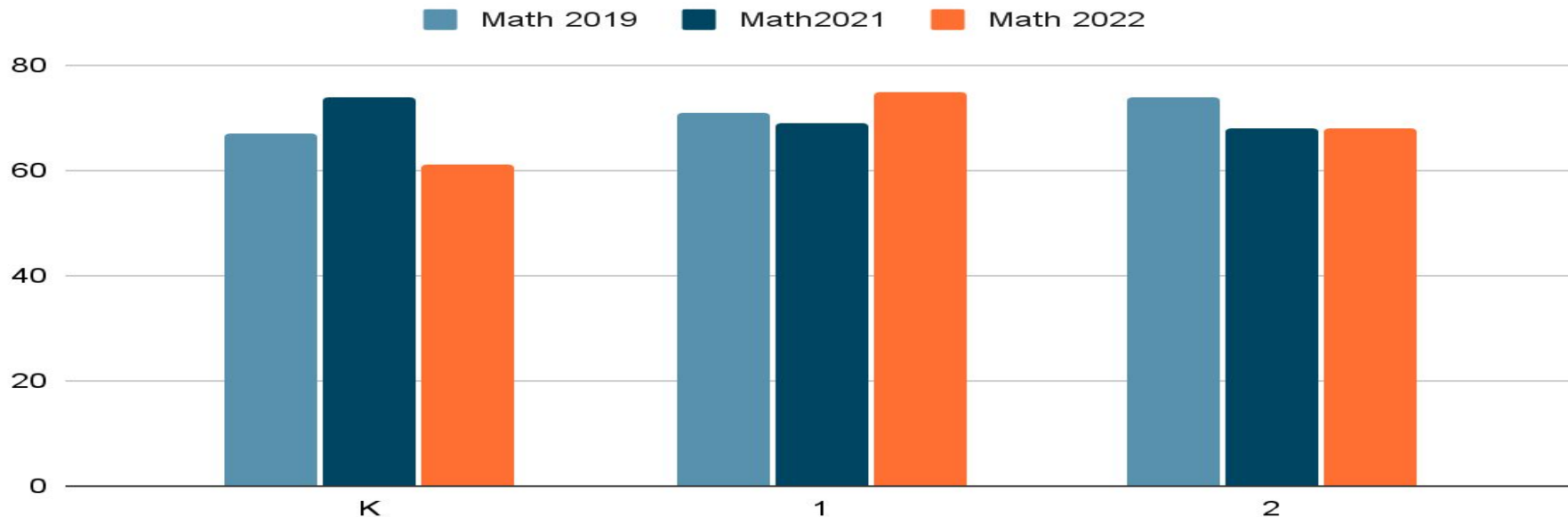


Note: Did not test in Spring 2020 due to statewide shutdown



Learning Loss - Comparison

K-2 GPPSS learning loss results



Note: Did not test in Spring 2020 due to statewide shutdown



GPPSS Learning Loss Takeaways

- NWEA - GPPSS Data from Spring 2019 compared to 2021/2022
 - Reading
 - Grade level averages improved slightly in 3rd, 4th, 7th grades. 5th, 6th, 8th saw slight decreases, but less than the national decrease.
 - Math
 - Grade level averages improved or stayed consistent in 3rd, 4th, 5th, & 6th grades. Decreases in 7th and 8th grades were less than the national decrease.
- **In every grade level our average score either increased or had less of a decrease than the national trends.**



Funding - Learning Loss

- Federal and state funding given to schools has become more and more prescriptive.
 - ESSER I, II, III - Portions used to address “Learning Loss”
 - 11t (Federal) & 98c (State)
 - Must address “Learning Loss”
 - Must target “At Risk” populations (Students of Color, Economically Disadvantaged, Special Education, English Learners, Homeless)



Target Individual Student Achievement

How is GPPSS addressing learning loss?

- Intentional conversations/student support through Child Study Team meetings
- Utilize Multi Tiered System of Support (MTSS) to prescribe support and intervention to students.
- Individualized Reading Improvement Plans (IRIP)



Elementary Support

- Multi Tiered System of Support (MTSS)
- Increased MTSS support (special schedule)
- Literacy Coaches & Interventionists
- ELA Committee Work - Word Study
- Fountas and Pinnell & NWEA
- Lexia Reading Support
- Freckle Math Support
- SEL Support - Additional Social Workers
- Title I supports - Mason and Monteith



Secondary Support

- Multi Tiered System of Support
- Middle School: Reading Essentials, Math Foundations, Academic Assistance Courses
- High School: Freshman Assist, Reading/Math Support classes
- Co-Taught Classes to provide support in Literacy/Math
- Class Size Reduction
- Addition of NWEA Diagnostic for all 9th and Select 10th Graders
- Lexia Powerup and MAP Accelerator Subscriptions
- SEL Support - Additional Social Workers, Dean of Students at North HS



NWEA Professional Learning

- Administrative Training - Leveraging Data for Equity
- Essential Reports for teachers
- Understanding Measurement of Academic Progress (MAP) Growth Data
- Understanding Your Child's MAP Growth Score
- November 8 sessions
 - Foundations of MAP Growth (HS)
 - Responsive Planning for Instruction
 - Strategies for Growth
 - Goal Setting with Student



Instructional Coaching

- Instructional Coaches Y5-12
- Partnership between Teacher and Coach
- Create goals around student performance improvement
- Impact Cycle: Collaborate on instructional strategies to target identify areas of improvement, learn about strategies to impact student learning, measure results.



Tutoring and Summer Programs

- Tutoring: “After Pointes” Beginning in October
 - Each building is putting together a tutoring program.
 - Funding per school based on number of 11t eligible students
 - Individual and Small-Group Support
 - Sessions scheduled based on student/parent/staff availability
 - Transportation available for after school support
- Summer School
 - 2022: Credit Recovery, Enrichment, Math/Reading Support
 - 2023: More prescriptive small group support (4:1 or less)



Questions?

