

ECP Classroom Activities for Home Practice/ Week of March 16-18, 2020

Dear Parents,

Here are activities for you to do with your child during this time when there is no school. Please do not hesitate to email me at Heitjad@gpschools.org if you have any questions! Thank you,

Dorothy Heitjan and the ECP Team

Classroom Skills/ECP Teacher Ms. Dorothy *Please know this document is 7 pages! Please see all pages!

Attached to the email is a Social Story about the Coronavirus. Please see.

<https://www.pbs.org/parents/thrive/how-to-talk-to-your-kids-about-coronavirus>

Theme: Letter V, Color Green, St. Patrick's Day, "Very Busy Spider," Shamrock Shape

Shamrocks: Look for Shamrock shapes in books and all around. Song: Leprechaun, Leprechaun (Page 6) Print off and color attached "coloring" sheets. (See pages 2-4)

Letter: V as in "vacuum" or "vase." Find pictures of things with this sound in magazines. Cut them out and glue on paper. Make a collage. Decorate it with whatever you have such as scraps, markers, etc. Create!

Letter V Formation: "Start at the top. Big line slides down. Big line slides up." Practice writing the letter "V." Look for the letter v all around in words, signs and logos.

Watch the Very Busy Spider by Eric Carle *Talk about how the spider worked so hard!

<https://www.youtube.com/watch?v=TfL0g-XRxnA>

Review The Napping House by Audrey Wood (From last week) see page 5

<https://www.youtube.com/watch?v=YAoofBOhPHw>

Talk about the different words for sleep: doze, dream, snooze, slumber.

Speech and Language Skills/SLPs Ms. Maria and Ms. Kelly

Please See Ms. Maria's Speech and Language Weekly Extension on Page 7.

Fine and Gross Motor Skills/OT and PT Ms. Jordan

https://drive.google.com/file/d/1OQO_HdiQHHzJn9yTHn5_MEwB2cCcrMwq/view?usp=sharing

Clap and march to music, pretend

Letter V sheet, Activity Calendar, OT Powerpoint

https://drive.google.com/file/d/1yZYemFxrC_wqcxZ0JQEJa8f7wcZNH62P/view?usp=sharing

<https://drive.google.com/open?id=1IOVaAJkwxln5SnRkusCsXsav5HeHX4DL>


https://drive.google.com/file/d/1HVhoTRSo3iLtCcQhXy-f0ojj64qF_IZU/view



How to draw a Leprechaun




Step 1 →



Don't forget to
give him a name!



Step 2 →




Step 3 →



Add
color!

Step 4 →



Add a rainbow or a
pot of gold next to your
leprechaun!







Leprechaun, Leprechaun

(Chant to the Rhythm of “Teddy Bear, Teddy Bear.” Act it out.)

Leprechaun, leprechaun,
Turn around.

Leprechaun, leprechaun,
Touch the ground.

Leprechaun, leprechaun,
Point your ears.

Leprechaun, leprechaun,
Touch your beard.

Leprechaun, leprechaun,
Tip your cap.

Leprechaun, leprechaun,
Clap, clap, clap.

Leprechaun, leprechaun,
Dance a jig.

Leprechaun, leprechaun,
Smile so big!

Dear Parents:

From Maria Deskins, SLP

I have included this week’s note below. Please feel free to adapt the extension activity as you discover what works best for you and your child. If you have any questions or comments, please do not hesitate to reply or call. Have fun!

Maria Deskins
Speech-Language Pathologist
Barnes Early Childhood Center
432-3857

ECP WEEKLY SPEECH&LANGUAGE NOTE

WEEKLY ACTIVITY	EXTENSION ACTIVITY FOR HOME	KEY CONCEPT/SKILL
Playing on the Farm	<p>Gather your child’s farm animals and farm. Play with the animals and farm. As you play, name the animals and vocalize their sounds. Be silly.</p> <ul style="list-style-type: none">● Place an animal on top of the barn and make silly noises as it falls to the ground. Watch for your child’s reaction. Then, follow their lead.● March an animal up your child’s arm. Wait for them to request “again/more”.● Hide an animal and ask “where did the ___ go?”. When your child locates the animal, say “peek-a-boo”. Take turns hiding the animals.	<p>Basic Level-Vocabulary/Imitation Skills: During your play, use simple one word utterances (“pig”, “neigh”, etc.) or use signs to represent the animal names. Encourage your child to imitate the animal sounds, “What does a ___ say?”. Praise any close approximations. Imitate your child’s vocalizations.</p> <p>Advanced Level-Vocabulary/Articulation: As you play, talk about specific features pertaining to the animals (I need to comb the horse’s mane, the chick is pecking etc.). For articulation, name the animals using /s/ cluster sounds (spotty the cow, stinky the pig, sleepy the sheep, etc.).</p>